

# E. B. GADKARI HOMOEOPATHIC MEDICAL COLLEGE & HOSPITAL

Plot No. P-19, M.I.D.C., Near Shendri Lake,  
GADHINGLAJ, Dist. Kolhapur - 416502. Ph : (02327) 299298  
Email : ebghmc@gmail.com Website : www.ebghmc.org



## PART B TEACHING DEPARTMENTS DETAILS

upload departmental availability of area in sq.mt as per intake capacity & msr

### DEPARTMENT OF ANATOMY

#### Departmental Availability

Sr.No	Description	Availability	Area
1	Departmental room for teaching staff	Available	124.sq.m
	Dissection hall storage for cadaver	Available	
	Museum	Available	
	Facility for Histology demonstration	Available	
	Anatomy act	Yes, Copy Uploaded	
	Availability of Equipments as specified in Schedule III of MSR	List of Equipments Uploaded	

DATE : 14/12/2023

PLACE : GADHINGLAJ



Signature of Principal with Seal

**PRINCIPAL**  
E. B. Gadkari Homoeopathic  
Medical College & Hospital  
Gadhinglaj, Dist. Kolhapur



Estd. 16-9-1991

Disha Shikshan - V - Vikas Kendra's

# E. B. GADKARI HOMOEOPATHIC MEDICAL COLLEGE & HOSPITAL

Plot No. P-19, M.I.D.C., Near Shendri Lake,  
GADHINGLAJ, Dist. Kolhapur - 416502. Ph : (02327) 299298  
Email : ebghmc@gmail.com Website : www.ebghmc.org

## DEPARTMENT OF ANATOMY

### Teaching Staff Details

Sr.No	Name of Staff	Designation	Qualification	Approval Status
1	Dr. Rosario Pascoal D'souza	Professor	BHMS, M.D(Hom.)	Approved
2	Dr.Prashant Vitthal Pujari	Asstt. Prof. / Lecturer	BHMS	Approved
3	Dr.Milind Haribhav Patil	Guest Reader	BHMS	--

DATE : 14/12/2023

PLACE : GADHINGLAJ



Signature of Principal with Seal  
**PRINCIPAL**  
E.B.Gadkari Homoeopathic  
Medical College & Hospital  
Gadhinglaj, Dist.Kolhapur

**E.B.GADKARI HOMODOPATHIC MEDICAL COLLEGE & HOSPITAL, GADHINGLAJ.**DEPARTMENT OF : ANATOMYLIST OF EQUIPMENTS/DEAD STOCK/MODELS/CHARTS//SPECIMEN/AV MATERIAL/CHEMICALS/  
ADDITIONAL INSTRUMENTS etc.

Sr. No.	Name of the Equipment/Dead Stock/Models/ Charts/Specimen/AV Material/Chemicals	Quantity Available
<b>EQUIPMENT</b>		
1	Dissection tables with marble tops or stainless steel	04
2	Dissection set complete	04
3	Saw for sectioning body & limbs	01
4	Storage tanks to hold cadavers	01
5	Microscopes	25
6	Injection Set complete	01
7	Overhead projector	01
8	35 mm slide projector	01
9	Razor Hone & strap	02
10	Double demonstration eyepieces	02
11	Dissecting microscope	02
12	Micrometer ocular	01
13	Micrometer stage	01
14	Microscope slides & coverslips	05
15	Microscope lamps	02
16	Staining racks with drop bottles for reagent or coplin jars watch glases 2"-3"	15
17	Balance analytical capacity 200gm	01
18	Stereoscopic view box	01
19	Sterilizer	01
<b>DEAD STOCK</b>		
1	hand Wash basins	02
2	Tank storage G.I. for storing soft parts	02
3	Wooden blocks of different sizes	04
4	Plastic in different colours	02
5	X-ray viewing boxes or panels	02
6	L blocks	01
7	Hot plates for flattening sections	02
8	Distilled water manesty type capacity 1 gallon/hour	01
9	Trolley table	02
10	Stools preferably metals	25
11	Wooden table	03
12	Fiber chairs	10
13	Fiber Dissection table	01
14	Steel cupboard	01
15	Wooden cupboard	02
16	Steel Rack	07
17	Glass Jars	85
18	Selling fans	04
19	Plastic drums	04
20	Plastic tray	02
21	Fiber tray	04
22	Plastic bucket	04

Date: 15/03/2023

Place: Gadhinglaj



Sign of H.O.D.

Annual Physical Verification of Consumables and Non-consumable articles of  
Stores done by Principal on 15/03/2023Sign \_\_\_\_\_  
PRINCIPALE.B. Gadkari Homoeopathic  
Medical College & Hospital  
Gadhinglaj, Dist. Kolhapur.

**E.B.GADKARI HOMODOPATHIC MEDICAL COLLEGE & HOSPITAL, GADHINGLAJ.**


**DEPARTMENT OF : ANATOMY**

**LIST OF EQUIPMENTS/DEAD STOCK/MODELS/CHARTS//SPECIMEN/AV MATERIAL/CHEMICALS/ADDITIONAL INSTRUMENTS etc.**

Sr. No.	Name of the Equipment/Dead Stock/Models/Charts/Specimen/AV Material/Chemicals	Quantity Available
23	Formalin store plastic Gallon	
24	Jars (Acrylic)	50
<b>MODELS</b>		66
01	Human Excretory system	01
02	Human circulatory system	02
03	Human digestive system	01
04	Human teeth & lower jaw	01
05	Human Embryo	01
06	Uterus in section showing sperm & ovum in process of fertilization	01
07	Oogenesis	01
08	Maternal surface placenta	01
09	Head & Neck	01
10	Human reproductive system (Male)	02
11	Human skin	01
12	Female Reproductive organ	01
13	Human Eye	01
14	Section of Head, neck, brain	01
15	Human torso	01
16	Human Ear	01
17	Human articulated skeleton	02
18	Human articulated yestebraes with kelris	01
19	Human non-articulated bone set	02
20	Structure of human ovum	01
<b>CHARTS</b>		
(A)	<b>LAMINATED CHARTS</b>	
01	The female muscular system	1
02	The Endocrine system	1
03	The Heart	1
04	Head & Neck	1
05	The Autonomic system	1
06	The Brain	1
07	The Lymphatic system	1
08	The vertebral column	1
09	Anatomy of the Brain	1
10	The Prostate	1
11	The skinal nerves	1
12	Shoulder & Elbow	1
13	Hand & wrist	1
14	Foot & Ankle	1
15	The Human Skull	1
16	Ligaments of Joints	1
17	The vascular system of viscera	1
18	Anatomy of the Heart	1
19	Hip & knee	1

Date: 15/03/2023

Place: Gadhinglaj



Sign  H.O.D.

Annual Physical Verification of Consumables and Non-consumable articles of Stores done by Principal on 15/03/2023

Sign  PRINCIPAL

E.B.Gadkari Homoeopathic  
Medical College & Hospital  
Gadhinglaj Dist.Kolhapur.

**E.B.GADKARI HOMODOPATHIC MEDICAL COLLEGE & HOSPITAL, GADHINGLAJ.**


**DEPARTMENT OF : ANATOMY**

**LIST OF EQUIPMENTS/DEAD STOCK/MODELS/CHARTS//SPECIMEN/AV MATERIAL/CHEMICALS/  
ADDITIONAL INSTRUMENTS etc.**

Sr. No.	Name of the Equipment/Dead Stock/Models/ Charts/Specimen/AV Material/Chemicals	Quantity Available
20	The Nervous system	1
21	Tempomandibular	1
(B)	<b>FRAMED CHARTS</b>	
22	Reproductive organ in eight month old fetus	1
23	Varies stages of Embryonic development	1
24	Human body female genital organs	1
25	Human body female reproductive organ	1
26	Female reproductive system formation of ovum	1
27	Female reproductive system	1
28	Nervous system-section of brain	1
29	Skeleton including cranial bones	1
30	Nervous system	1
31	Reproductive organs various stages of embryo development	1
32	Reproductive organs-male genital organs(front view)	1
33	Reproductive organs-female genital organs (front view)	1
34	Reproductive organs-male genital organs(sagittal view)	1
35	Reproductive organs-formation of semen in seminal channels & ejaculation	1
36	Reproductive organs 1 <sup>st</sup> week of egg development & implantation	1
37	Reproductive organs fertilization egg	1
38	Various stages of embryonic development	1
39	Eight month old fetus	1
40	Respiratory system	1
41	Digestive system	1
42	Heart	1
43	Circulatory system	1
44	Structure Eye	1
45	Section of the brain	1
46	Muscles	1
47	Human skeleton	1
48	Kidney (Urinary system of cross section of kidney)	2
49	Chart showing muscles of body	1
50	Chart showing circulatory system	1
51	Chart showing reproductive organs (male & female)	1
52	Chart showing male reproductive system	1
53	Chart of Digestive system	1
54	Chart of Respiratory system	1
55	Chart showing olfactory organs	1
56	Charts showing eye, ear & skin	1
57	Various stages of embryonic development	1
(C)	<b>LIST OF STUDENTS MADE CHARTS</b>	
58	Nutrition throughout Gestation	1
59	Stages of Meiosis	2
60	Structure of forming the root of lung	1

Date: 15/03/2023

Place: Gadhinglaj



Sign of H.O.D.

Annual Physical Verification of Consumables and Non-consumable articles of  
Stores done by **Principal** on **15/03/2023**

Sign \_\_\_\_\_  
PRINCIPAL

E.B.Gadkari Homoeopathic  
Medical College & Hospital  
Gadhinglaj, Dist. Kolhapur.

**E.B.GADKARI HOMODOPATHIC MEDICAL COLLEGE & HOSPITAL, GADHINGLAJ.**


**DEPARTMENT OF : ANATOMY**


**LIST OF EQUIPMENTS/DEAD STOCK/MODELS/CHARTS//SPECIMEN/AV MATERIAL/CHEMICALS/ ADDITIONAL INSTRUMENTS etc.**


Sr. No.	Name of the Equipment/Dead Stock/Models/ Charts/Specimen/AV Material/Chemicals	Quantity Available
61	Ovarian follicle	2
62	Superior mediastinum, thoracic duct	1
63	Mitosis	1
64	Growing end of long bone	3
65	Organization of DNA & Protein	1
66	The back of the thigh	2
67	Lateral side of the leg	2
68	Liver	1
69	Right knee joint	1
70	Arteries on the base of Brain	2
71	Median section of pelvis	1
72	The superior mesenteric artery & its branches	1
73	Blood supply to long bone	2
74	Formation of the infra embryonic column	1
75	Female pelvic dissection from front	1
76	Middle surface of the right half of the bisected brain	1
77	Relation of Hip joint	1
78	The mandible	2
79	Anterior surface of brain stem	1
80	The oesophagus, stomach, duodenum	1
81	Muscles	4
82	Back of forearm, wrist & hand	1
83	Muscles of front of forearm	3
84	Superficial structures of front of forearm	1
85	The lymph vessels & nodes of the male pelvis & abdomen	1
86	Distribution of Vegas nerve	1
87	Anastomosis around the elbow joint	2
88	Vertebral column	3
89	Superior vena cava	2
90	Thyroid & thymus in fetus	2
91	Sole of the foot	1
92	The general organical plan of urinary system	1
93	Submandibular region	1
94	Content of lesser omenotum	1
95	Coronal section of kidney	2
96	Scheme of adduobe group muscles & obturatol nerve	1
97	Development & determination of neural plate & tube	1
98	Early development of chordate	1
99	External expansion of finger	1
100	Nerves & vessels of hand in relation to bone skin	1
101	Portal venous system	1
102	Structure in palm	2
103	Dissection of left popliteal fassa	1
104	Contents of axilla	2

Date: 15/03/2023

Place: Gadhinglaj



Sign  H.O.D.

Annual Physical Verification of Consumables and Non-consumable articles of Stores done by Principal on 15/03/2023 Sign 

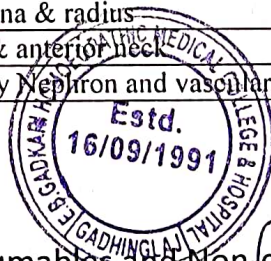
PRINCIPAL

E.B.Gadkari Homoeopathic  
Medical College & Hospital  
Gadhinglaj, Dist. Kolhapur.

Sr. No.	Name of the Equipment/Dead Stock/Models/ Charts/Specimen/AV Material/Chemicals	Quantity Available
105	The infacial vena-cava & the the abdominal aorta	1
106	Ghtea regian & back of thigh	1
107	Vaginal smeaes during rep. Phares	1
108	Parts of respiratory systems	1
109	Medial section of brain to show membrane & cisterns	1
110	Muscles of the male perenium	1
111	Cell diviston mitosis & cyto genesis	1
112	Base of skull	1
113	Histology of Bone	1
114	Fetal circulation	1
115	Right femur in rel <sup>n</sup> to Hip bone, patella, tibia, & fibula	1
116	Interior aspect of brain showing stem in rel <sup>n</sup> to cranial nerve & associated structures	1
117	Branches of brachial plexus	1
118	Arrangement of blood versels, nephrons & collecting duct	1
119	Dissection of lateral side of left wrist	1
120	A direction of the posterior surface of the panaeas	1
121	Formation of infea-embryonic column	1
122	Vertebral column	1
123	General organization plan of urinary system	1
124	Embryology	1
125	Histology of ovary	1
126	Thoracic duct	1
127	Pelvis	1
128	Stages of meiosis	1
129	Full form foetus in uterus	1
130	Anterior surface of Brain stem	1
131	Formation of infla-embryonic column	1
132	Vertebral column	1
133	General organizational plan of urinary system	1
134	Comparison bet <sup>n</sup> mitosis & meiosis	1
135	Portion of Thyroid & parathyroid Gland	1
136	Triangles of the Neck	1
137	Smbryonic devt in days	1
138	Structure of skin	1
139	Formation of smbryonic discs through sagital section	1
140	Relationship of the uterine tubes to the ovaries, uterus & fassociated structucas	1
141	Histology of stomach	1
142	Histology of skin	1
143	Parts of a cell	1
144	Right Humecus in reln to scapula ulna & radius	1
145	Muscles of the floor of oral cavity & anterior neck	1
146	Fig. Urinary system Juxtramedullary Nephron and vascular supply	1

Date: 15/03/2023

Place: Gadhinglaj



Sign H.O.D.

Annual Physical Verification of Consumables and Non-consumable articles of Stores done by Principal on 15/03/2023 Sign

PRINCIPAL  
E.B.Gadkari Homoeopathic  
Medical College & Hospital  
Gadhinglaj, Dist. Kolhapur.

**E.B.GADKARI HOMODOPATHIC MEDICAL COLLEGE & HOSPITAL, GADHINGLAJ.**

**DEPARTMENT OF : ANATOMY**

**LIST OF EQUIPMENTS/DEAD STOCK/MODELS/CHARTS//SPECIMEN/AV MATERIAL/CHEMICALS/  
ADDITIONAL INSTRUMENTS etc.**

Sr. No.	Name of the Equipment/Dead Stock/Models/ Charts/Specimen/AV Material/Chemicals	Quantity Available
147	Fig. Sub-mandibular region	1
148	Fig. Circle of Willis	1
149	Fig. Front of thigh	1
150	Fig Male, Female Pelvis	1
151	Fig. Muscles of larynx, lateral & posterior view	1
152	Fig. Superficial structure of front of forearm	1
153	Fig. Muscles of back of thigh	1
154	Fig. Structure of the heart-Internal Anatomy	1
155	Fig. Muscles of eye-ball & its nerve supply	1
156	Fig. Structure of Eye ball	1
157	Fig. Circulatory Routes	1
<b>SPECIMEN</b>		
01.	Specimen of Uretus	4
02.	Specimen of Lungs	5
03.	Specimen of Heart	5
04.	Specimen of Stomach	8
05.	Specimen of Bronchial Tree	2
06.	Specimen of Appendix	3
07.	Specimen of Thyroid gland	4
08.	Specimen of Trachea	2
09.	Specimen of Liver	7
10.	Specimen of small intestine	4
11.	Specimen of large intestine	5
12.	Specimen of spleen	7
13.	Specimen of cuboital fossa	1
14.	Specimen of flex digitorum Profundus	1
15.	Specimen of Brain	11
16.	Specimen of Cerebellum	6
17.	Specimen of Urinary Bladder	2
18.	Specimen of T.S. of Kidney	2
19.	Specimen of Abdominal aorta showing branches	3
20.	Specimen of pancreas	4
21.	Specimen of Testis	4
22.	Specimen of Penis	1
23.	Specimen of Kidney	7
24.	Specimen of Kidneys with urinary bladder & ureters	1
25.	Specimen of Baby showing spina bifida	2
26.	Specimen of Baby with placenta	2
27.	Specimen of Placenta	2
28.	Specimen of Eye ball	1
29.	Specimen of Baby with umbilical cord	1
30.	Specimen of Baby showing Internal structures	2
31.	Specimen of paratid gland	2
32.	Specimen of common carotid artery with branches	1

Date: 15/03/2023

Place: Gadhinglaj



Sign of H.O.D.

Annual Physical Verification of Consumables and Non-consumable articles of  
Stores done by Principal on 15/03/2023 Sign \_\_\_\_\_

PRINCIPAL  
E.B. Gadkari Homoeopathic  
Medical College & Hospital  
Gadhinglaj Dist Kolhapur.



**E.B.GADKARI HOMODOPATHIC MEDICAL COLLEGE & HOSPITAL, GADHINGLAJ.**


**DEPARTMENT OF : ANATOMY**

**LIST OF EQUIPMENTS/DEAD STOCK/MODELS/CHARTS//SPECIMEN/AV MATERIAL/CHEMICALS/  
ADDITIONAL INSTRUMENTS etc.**

Sr. No.	Name of the Equipment/Dead Stock/Models/ Charts/Specimen/AV Material/Chemicals	Quantity Available
33.	Specimen of femoral artery with its branches	1
34.	Specimen of gall bladder	2
35.	Specimen showing digestive system of foetus	1
36.	Specimen of heart & lung of foetus	1
37.	Specimen of liver of foetus	1
38.	Specimen showing internal structures of stomach	3
39.	Specimen of oesophagus	1
40.	Specimen of bones of upper & lower limb of foetus	1
41.	Specimen of T.S. of arm	1
42.	Specimen of medulla oblongata & spinal cord	1
43.	Specimen of spinal cord of foetus	1
<b>AUDIO-VISUAL MATERIAL</b>		
(A)	<b>Name of the slide (Histology)</b>	
01	T.S of Liver	3
02	T.S of Kidney	6
03	T.S of Lungs	5
04	T.S of Thyroid gland	3
05	T.S of Pancreas	3
06	T.S of Spleen	2
07	T.S of Trachea	4
08	T.S of Oesophagus	3
09	T.S of Stomach	2
10	T.S of Tongue	4
11	T.S of Small Intestine	4
12	T.S of Large Intestine	2
13	T.S of Testis	5
14	T.S of Bone	5
15	T.S of Adipase tissue	2
16	T.S of Spinal cord	5
17	T.S of Suprarenal gland	2
18	T.S of Parotid gland	2
19	T.S of Anterior pituitary gland	1
20	T.S of Salivary Gland	4
21	T.S of Skin	2
22	T.S of Parathyroid gland	3
23	T.S of Cerebellum	4
24	T.S of Cerebral cortex	1
25	T.S of Cardiac muscle	4
(B)	<b>LIST OF TRANSPARENCY (Small) SLIDE</b>	
26	Slide of Embryo	9
27	Slide of anat. Skeleton	2
28	Slide of anat. Body	5
29	Slide of anat. Muscles	2
30	Slide of Skull	3

Date: 15/03/2023

Place: Gadhinglaj



Sign of H.O.D.

Annual Physical Verification of Consumables and Non-consumable articles of Stores done by Principal on 15/03/2023

Sign \_\_\_\_\_  
PRINCIPAL

E.B.Gadkari Homoeopathic  
Medical College & Hospital  
Gadhinglaj, Dist. Kolhapur.

**E.B.GADKARI HOMODOPATHIC MEDICAL COLLEGE & HOSPITAL, GADHINGLAJ.**


**DEPARTMENT OF : ANATOMY**

**LIST OF EQUIPMENTS/DEAD STOCK/MODELS/CHARTS//SPECIMEN/AV MATERIAL/CHEMICALS/  
ADDITIONAL INSTRUMENTS etc.**

Sr. No.	Name of the Equipment/Dead Stock/Models/ Charts/Specimen/AV Material/Chemicals	Quantity Available
31	Slide of anat. Kidney	2
32	Slide of Brain	1
33	Slide of female right ovary	1
34	Slide of Anatomical Body plane	1
35	Slide of Electron microscope	1
36	Slide of male genital	1
37	Slide of body carcties	2
38	Slide of Spermatozoon	1
39	Slide of Human lungs	3
40	Slide of vertebra cervical	1
41	Slide of tooth	1
42	Slide of Skin	1
43	Slide of anat. Heart	1
44	Slide of anat. Peritoneal cavity	1
45	Slide of vertebral column	1
46.	Human heart	1
47.	Human respiratory system	1
48.	Alveoli	1
49.	Human male reproductive system	1
50.	Human female reproductive system	1
51.	Sperm structure	1
52.	Developing ovum	1
53.	Oogenesis	1
54.	Spermatogenesis	1
55.	Testis & semineferous tubule in section	1
56.	Menstrual cycle	1
57.	Uterus with foetus	1
58.	Birth at a baby growth	1
59.	Organic evolution	1
60.	Human skeleton	1
61.	T.S of Bone	1
62.	Shoulder Joint	1
63.	Elbow Joint	1
64.	Wrist Joint	1
65.	Hip Joint	1
66.	Knee Joint	1
67.	Foot & toes joint	1
68.	Lymphatic system	1
69.	Human immune deficiency virus	1
70.	Human brain & cranial nerves	1
71.	Animal cell	1
72.	Spinal cord structure	1
73.	Nerve ending in skin	1
74.	Section of Human skin with hair	1

Date: 15/03/2023

Place: Gadhinglaj



Sign of H.O.D.

Annual Physical Verification of Consumables and Non-consumable articles of  
Stores done by Principal on 15/03/2023

Sign  
PRINCIPAL

E.B.Gadkari Homoeopathic  
Medical College & Hospital  
Gadhinglaj, Dist. Kolhapur.

**E.B.GADKARI HOMODOPATHIC MEDICAL COLLEGE & HOSPITAL, GADHINGLAJ.**


**DEPARTMENT OF : ANATOMY**

**LIST OF EQUIPMENTS/DEAD STOCK/MODELS/CHARTS//SPECIMEN/AV MATERIAL/CHEMICALS/  
ADDITIONAL INSTRUMENTS etc.**

Sr. No.	Name of the Equipment/Dead Stock/Models/ Charts/Specimen/AV Material/Chemicals	Quantity Available
75.	V.S of skin of frog	1
76.	Histology of skin	1
77.	Structure of human skin	1
78.	Human muscular system	1
79.	Animal tissue (Muscle tissue)	1
80.	Animal cell & tissue	1
81.	Animal tissues (cardiac muscles)	1
82.	Animal tissues (involuntary muscles)	1
83.	Structure of Eye Ball	1
84.	Reflex Arc.	1
85.	Structure of Human retina	1
86.	Eye refraction through concave lens	1
87.	Lachrymal glands	1
88.	Structure of Human retina	1
89.	Bone labyrinth of Ear	1
90.	Ear auditory ossicles	1
91.	Membranous cochlea	1
92.	Sound path through the Ear	1
93.	Structure of Nose	1
94.	Olfactory nerves	1
95.	Tongue & taste bud	1
96.	Arrangements of taste buds on tongue	1
97.	Human digestive system	1
98.	The human mouth structure	1
99.	Structure of animal cell	1
100.	Structure of cell	1
101.	D.N.A	1
102.	R.N.A	1
103.	Karyotype of human male	1
104.	Meiosis in animal cell	1
105.	Mitosis in animal cell	1
106.	Mitosis early prophase	1
107.	Mitosis interphase	1
108.	Mitosis late prophase	1
109.	Mitosis metaphase	1
110.	Mitosis anaphase	1
111.	Nerve cell	1
112.	Spinal nerves	1
113.	Autonomic nervous system	1
114.	Plant tissue (parenchyma)	1
115.	Plant tissue (xylem)	1
116.	Plant tissue (Parenchyma)	1
117.	Animal tissue(nervous tissue )	1
118.	Animal tissue (connective tissue)	1

Date: 15/03/2023

Place: Gadhinglaj



Sign of H.O.D.

Annual Physical Verification of Consumables and Non-consumable articles of  
Stores done by **Principal** on **15/03/2023** Sign \_\_\_\_\_

PRINCIPAL

E.B.Gadkari Homoeopathic  
Medical College & Hospital  
Gadhinglaj, Dist. Kolhapur.



**E.B.GADKARI HOMODOPATHIC MEDICAL COLLEGE & HOSPITAL, GADHINGLAJ.**

**DEPARTMENT OF : ANATOMY**

**LIST OF EQUIPMENTS/DEAD STOCK/MODELS/CHARTS//SPECIMEN/AV MATERIAL/CHEMICALS/  
ADDITIONAL INSTRUMENTS etc.**

7	Micrometer ocular	1
8	Micrometer stage	1
9	Microscope slides & cover slips	5
10	Microscope lamps	2
11	Staining racks with droop bottles for reagent or coplin jars watch glasses 2''-3''	15
12	Balance analytical capacity 200gm	1
13	Stereoscopic view box	1
14	Sterilizer	1
B	<b>DEAD STOCK</b>	2
1	Wash hand basins	1
2	Tank storage G1 for storing soft part	4
3	Wooden blacks of different slides	2
4	Plastic in different colors	2
5	X-ray viewing boxes or panels	6
6	L blocks	2
7	Hat plates for slanting sections	1
8	Distilled water manesty type capacity 1 gallon / hour	2
9	Trolley table	25
10	Stools preferably metals	3
11	Wooden table	10
12	Fiber chair	1
13	Fiber dissection table	1
14	Steel cup board	7
15	Steel rack	2
16	Wooden cupboard	85
17	Glass jars	4
18	Selling fan	4
19	Plastic drums	2
20	Plastic tray	4
21	Fiber tray	4
22	Plastic bucket	50
23	Formalin store plastic gallon	66
24	Jars (acrylic)	
C	<b>List of Chemicals</b>	
1	Formalin	50 liter
2	Boric acid	1box
3	Dettol	2soups

Date: 15/03/2023

Place: Gadhinglaj



Sign Of H.O.D.

Annual Physical Verification of Consumables and Non-consumable articles of Stores done by Principal on 15/03/2023

Sign  
PRINCIPAL

E.B.Gadkari Homoeopathic  
Medical College & Hospital  
Gadhinglaj, Dist. Kolhapur.

**E.B.GADKARI HOMODOPATHIC MEDICAL COLLEGE & HOSPITAL, GADHINGLAJ.**


**DEPARTMENT OF : ANATOMY**

**LIST OF BOOK IN THE DEPARTMENTAL LIBRARY.**

Sr. No.	Name of the Book & details	Quantity Available
01.	Human Embryology	1
02.	Hand book of general anatomy	1
03.	Hand book of osteology	1
04.	MCQs in Anatomy	1
05.	Human osteology	1
06.	MCQs in Anatomy	1
07.	Fundamentals of human anatomy	1
08.	Fundamentals of human anatomy	1
09.	Human anatomy V-III regional & applied	1
10.	Grants method of anatomy	1
11.	Human genetics	1
12.	Cunningham's manual of practical anatomy V-II	1
13.	Cunningham's manual of practical anatomy V-III	1
14.	Cunningham's manual of practical anatomy V-I	1
15.	Maninn's color atlas of Human anatomy	1
16.	Principles of anatomy & physiology	1
17.	Gray's anatomy	1
18.	Clinical anatomy for medical students	1
19.	Anatomy today V-I	1
20.	Anatomy today V-II	1
21.	Clinical anatomy for medical students	1
22.	Grant's atlas of anatomy	1
23.	Human anatomy V-I	1
24.	Human anatomy V-II	1
25.	Fundamentals of human anatomy	1
26.	MCQs in human anatomy	1
27.	Difiore's atlas of histology with functional correlation	1
28.	A textbook of histology a color atlas & text	1
29.	A textbook of histology with color atlas	1
30.	Essential of human Embryology	1
31.	Hangman's medical embryology	1
32.	Surface & radiological anatomy	1
33.	Essential of medical genetics	1
34.	MCQ's in anatomy along with practice sheets	1
35.	Guide to human anatomy	1
36.	Human Anatomy illustrated	1
37.	Solved paper's anatomy including dissection & viva-vace	1
38.	Textbook of anatomy with colour atlas V-I	1
39.	Textbook of anatomy with colour atlas Vol-II	1
40.	Textbook of anatomy with colour atlas V-III	1
41.	Human anatomy V-I	1

Date: 15/03/2023

Place: Gadhinglaj



Sign of H.O.D.

Annual Physical Verification of Consumables and Non-consumable articles of Stores done by Principal on 15/03/2023 Sign \_\_\_\_\_

PRINCIPAL

E.B.Gadkari Homoeopathic Medical College & Hospital  
Gadhinglaj, Dist. Kolhapur.



**GOVERNMENT OF MAHARASHTRA**

Medical Education & Drugs Department,  
Mantralaya, Mumbai 400 032.

Date : 25th November 1999.

**NOTIFICATION.**

**Bombay  
Anatomy  
Act 1949**

No.HMC-2099/1318/CR-218/99/EDU-2,- In exercise of the powers conferred by sub-section (i) of section 2 of the Bombay Anatomy Act, 1949 (Bom.XI of 1949) the Government of Maharashtra hereby declares that the Disha Shikshan & Vikas Kendra's Homoeopathic Medical College, Gadhinglaj, District Kolhapur as an approved institution for the purposes of sub-sections (1), (2) & (3) of Section 5 of the Act.

By order and in the name of the  
Governor of Maharashtra,

  
(B.R. Gavit)

Under Secretary to Government.

The Secretary to Governor of Maharashtra, Rajnagar, Mumbai.  
The Secretary to the Hon. Chief Minister, Mantralaya, Mumbai,  
The Director, Directorate of Ayurved, M.S.Mumbai,  
The Registrar, Maharashtra University of Health Sciences, Nashik,  
The Principal, Disha Shikshan & Vikas Kendra's Homoeopathic  
Medical College, Gadhinglaj, District Kolhapur.  
The Manager, Government Central Press, Mumbai (with request to  
publish the Notification in IV(B) of the Maharashtra Government  
Gazette and to supply 50 copies of the Notification to the  
Department)  
The Superintendent of Police, Kolhapur,  
The Dy.Regional Transport Officer, Kolhapur,  
\* Assistant Commissioner of Police, Central Railway, Sub-Division,  
\* Assistant Commissioner of Police, Western Railway, Sub-Division  
\* Dy. Commissioner of Police Railways, Mumbai.  
Commissioner of Police, Railways, Mumbai,  
The District Civil Surgeon, General Hospital, Kolhapur,  
The Chief Officer, Municipal. Council, Gadhinglaj, Dist.Kolhapur.,  
The District Health officer, Zilla Parishad, Kolhapur,  
The Personal Secretary to Minister (MED),  
Act Section, MEDD, Mantralaya, Mumbai  
Select File (EDU-2)  
\* (Through Commissioner of Police Railways, Mumbai)