



Disha Shikshan - V - Vikas Kendra's

# E. B. GADKARI HOMOEOPATHIC MEDICAL COLLEGE & HOSPITAL

Plot No. P-19, M.I.D.C., Near Shendri Lake,

GADHINGLAJ, Dist. Kolhapur - 416502. Ph : (02327) 224339, 224393

Mob.: 9226601288 Email : ebghmc@gmail.com Website : www.ebghmc.in

## DEPARTMENT OF PATHOLOGY

### Departmental Availability

Sr.No	Description	Availability	Area
1	Department room	Available	124 Sq.Mt.
2	Laboratory	Available	
3	Museum cum Demonstration room	Available	
4	Departmental Library	Available	
5	Availability of Equipments as specified in Schedule III of MSR	List of Equipments /Charts Uploaded	

DATE : 15/03/2023

PLACE : GADHINGLAJ



Signature of Principal with Seal  
**PRINCIPAL**  
E.B.Gadkari Homoeopathic  
Medical College & Hospital  
Gadhinglaj, Dist. Kolhapur.

# E. B. GADKARI HOMOEOPATHIC MEDICAL COLLEGE & HOSPITAL

Plot No. P-19, M.I.D.C., Near Shendri Lake,

GADHINGLAJ, Dist. Kolhapur - 416502. Ph : (02327) 224339, 224393

Mob.: 9226601288 Email : ebghmc@gmail.com Website : www.ebghmc.in

## DEPARTMENT OF PATHOLOGY

### Teaching Staff Details

Sr.No	Name of Staff	Designation	Qualification	Approval Status
1	Dr. Manoj Mahaveer Patil	Professor	BHMS	Approved
2	Dr. Mrs. Rageshree Sanjay Raybage	Associate Prof. /Reader	BHMS	Approved
3	Dr.Chandrakant Shankar Patil	Asstt. Prof. / Lecturer	BHMS	Approved
4	Dr. Sagar Arvind Bhosale	Guest Reader	BHMS	--

DATE : 15/03/2023

PLACE : GADHINGLAJ




Signature of Principal with Seal  
**PRINCIPAL**  
 E.B.Gadkari Homoeopathic  
 Medical College & Hospital  
 Gadhinglaj, Dist. Kolhapur.

**E.B.GADKARI HOMODOPATHIC MEDICAL COLLEGE & HOSPITAL, GADHINGLAJ.****DEPARTMENT OF : PATHOLOGY AND MICROBIOLOGY****LIST OF EQUIPMENTS/DEAD STOCK/MODELS/CHARTS//SPECIMEN/AV MATERIAL/CHEMICALS etc.**

Sr. No.	Name of the Equipment/Dead Stock/Models/ Charts/Specimen/AV Material/Chemicals	Quantity Available
<b>EQUIPMENT</b>		
1	Hot air oven (50°C) for special standing	1
2	Centrifuge machine electric Rotofix	2
3	Water bath Electric	4
4	Glass ware stains chemical reagents for histopathology etc.	1
5	Incubator	2
6	Haemocytometer with R.B.C. & W.B.C. Pipettes	30
7	Haemoglobinometer sahil's type	32
8	Autoclave electric	2
9	Anaerobic apparatus	2
10	Stopwatch 1/2 sec.	2
11	P.H. meter	1
12	Microscopes with Oil immersion	25
13	High power centrifuge for serological / Haematological work	1
14	E.S.R. Westergen / Wintrobe	15/15
15	Colony counter	1
16	Material for preparation of media	1
17	Material for preparation of stain	1
18	Coplin Jars	2
19	Computer with accessories	1
20	Machine for estimation for blood sugar & for other serological tests	1
21	Rotary microtome	1
22	Hot Plates for flattening sections	1
23	Paraffin embedding bath	1
24	Lumbar puncture needles	5
25	Dissecting Microscope	1
26	Sternal puncture needle	2
27	Microtome	1
Sr. No.	Name of the Equipment/Dead Stock/Models/ Charts/Specimen/AV Material/Chemicals	Quantity Available
28	Hot plate	1
29	Digital colorimeter	1
30	Dissecting microscope	1
31	L.P. Needle	2
32	Liver biopsy needle	2
33	Anima Balance	1
34	Electronic microscope	1
Sr. No.	Name of the Equipment/Dead Stock/Models/ Charts/Specimen/AV Material/Chemicals	Quantity Available
<b>DEAD STOCK</b>		
1	Practical table	06
2	Wooden Table	02
3	Chairs	05

Date: 15/03/2023

Place: Gadhinglaj



Sign Of H.O.D.

Annual Physical Verification of Consumables and Non-consumable articles of Stores done by Principal on 15/03/2023 Sign \_\_\_\_\_

PRINCIPAL

E.B.Gadkari Homoeopathic  
Medical College & Hospital  
Gadhinglaj, Dist. Kolhapur.

**E.B.GADKARI HOMODOPATHIC MEDICAL COLLEGE & HOSPITAL, GADHINGLAJ.**


**DEPARTMENT OF : PATHOLOGY AND MICROBIOLOGY**

**LIST OF EQUIPMENTS/DEAD STOCK/MODELS/CHARTS//SPECIMEN/AV MATERIAL/CHEMICALS etc.**

4	Rack	04
5	Cup-board	01
6	Stools	25
7	Fan's	04
8	Tube light	14
9	Pathological Investigation table	01
<b>CHARTS</b>		
(A)	<b>REXINE CHARTS</b>	1
01	Microscope	1
02.	Entamoeba Hystolytica	1
03.	Ascaris Lubricoides	1
04.	Malarial Parasite	1
05.	Nephrotic & Nephritic Oedema	1
06.	Benign & Malignant Tumour	1
07.	Types of Necrosis	1
08.	Culture Media	1
09.	Stages of Lovar Pneumonia	1
10.	Streptococcus	1
11.	Types of Gangrene	1
12.	Haemoptysis	1
13.	Peptic Ulcers	1
14.	Classification of Anemia	1
15.	Arregement of Coci	1
16.	Arregement of Bacilli & Bacteria	1
17.	Types of Hepatitis Virus	1
18.	Liver Function Test	1
19.	Causes of Splenomegaly	1
20.	Shape of Bacteria	1
21.	Viral Infections	1
22.	Bacterial Infections	1
23.	Bacteria	1
24.	E.Coli	1
25.	Viruses	1
26.	Tuberculosis	1
<b>SPECIMEN</b>		
01.	Appendix	2
02.	Ca-stomach (Ulcerative type)	1
03.	Ca-Penis	1
04.	Renal calculi	1
05.	Ca- Breast	1
06.	Ca-Intestine	1
07.	Fibroid Uterus	1
08.	Ovarian Cyst	1

Date: 15/03/2023

Place: Gadhinglaj



Sign Of H.O.D.

Annual Physical Verification of Consumables and Non-consumable articles of Stores done by Principal on 15/03/2023 Sign \_\_\_\_\_


PRINCIPAL

E.B.Gadkari Homoeopathic  
Medical College & Hospital  
Gadhinglaj, Dist. Kolhapur.

<b>AUDIO-VISUAL MATERIAL</b>		
<b>A)</b>	<b>LARGE SLIDE</b>	
01.	Surgical aspects of Ascariasis	1
02.	Life cycle of schistosoma japonicum katurada	1
03.	General characteristic of Nematodes	1
04.	Life cycle of strongyloids stercoralis (Nematoda)	1
05.	Life cycle of Schistosoma haematobium(Trematoda)	1
06.	Life cycle of Tricharia Frichiura(Neuctoda)	1
07.	Life cycle of Aneytostoma duodenale nematode (Hookworm)	1
08.	Clinical & laboratory diagnosis of Hookwarm Anaemia	1
09.	Life cycle of Schistosoma Japonicum(Trewatoda)	1
10.	Life cycle of Trichindla spiralis (Newatodla)	1
11.	Life cycle of Wuchereria bancrofti (Nematoda)	1
12.	Adult nake & female warms diagram of A duodenalis & Neamericanns	1
13.	Life cycle of fasciola hepatica (Trantoda)	1
14.	Life cycle of Enterobias Vermicularis (Neautoda)	1
15.	Life cycle of Ascaris Lumbricrudes (Newatoda)	1
<b>B)</b>	<b>SMALL SLIDE</b>	
16.	Antiseptic methods, sterilizations	1
17.	Bacteria	1
18.	Human Protits	1
19.	Curved Bacteria	1
20.	Pathogenic Protozoa	1
21.	Wounds	1
22.	Worms	1
23.	Tape worms	1
24.	Human common skin eruptions	1
25.	Pediatrics, development	1
<b>C)</b>	<b>Name of the Equipment/Dead Stock/Models/ Charts/Specimen/AV Material/Chemicals</b>	
1.	Bacteria mycobacterium Tuberculosis	2
2.	Enterobius Vermicularis	1
3.	Malaria parasite signet ring	1
4.	Bacteria corynbacterium Diptheri	2
5.	Ancylostoma – Hookworm	1
<b>Sr. No.</b>	<b>Name of the Equipment/Dead Stock/Models/ Charts/Specimen/AV Material/Chemicals</b>	<b>Quantity Available</b>
6.	Anaemia blood smear	1
7.	Anopheles Malaria Mosquito Female Mouth Parts	1
8.	Ascaris Female T.S	1
9.	Fasciola ova	1
10.	Ascaris Ova W. M.	1
11.	Gram's Negative Bacillus	2
12.	Carcinoma Cerricis Uteri	1
13.	Neisseria Gonorrhae	1

Date: 15/03/2023

Place: Gadhinglaj



Sign Of H.O.D.

Annual Physical Verification of Consumables and Non-consumable articles of Stores done by Principal on 15/03/2023 Sign \_\_\_\_\_.

PRINCIPAL  
E.B.Gadkari Homoeopathic  
Medical College & Hospital  
Gadhinglaj, Dist. Kolhapur.

**E.B.GADKARI HOMODOPATHIC MEDICAL COLLEGE & HOSPITAL, GADHINGLAJ.**


**DEPARTMENT OF : PATHOLOGY AND MICROBIOLOGY**

**LIST OF EQUIPMENTS/DEAD STOCK/MODELS/CHARTS//SPECIMEN/AV MATERIAL/CHEMICALS etc.**

14.	Gram's Negative Coccus	1
15.	Monocytosis sporozoite	1
16.	Plasmodium Vivex	3
17.	Human ovary cyst	1
18.	Plasmodium Falciparum	2
19.	Entamoeb Histolica	1
20.	Trypanosoma	2
21.	Bacteria streptocococcus	1
22.	Gram's Positive Coccus	2
23.	Anaemia Iron Defeiciency	1
24.	Vibro Comma	1
25.	Gram's Positive Bacillus	2
26.	Streptococcus Aureus	2
27.	Bacillus subtilis	1
28.	Mycobacterium Leprae	2
29.	Ascaris Male T.S	1
30.	Bacteria shigella shiga	1
31.	Escherichia Coli	1
32.	Carcinoma of Breast	1
33.	Shingella Dysenteriae	1
34.	Vibro Cholera (Cholera)	2
35.	Balantidium W.M	1
36.	Euglena w.m	1
37.	Monocytosis trophozoite	1
38.	Monocystis sporozoite	2
39.	Plasmodium malaria	2
40.	Nyctotherus wm	1
41.	Paramecium	1
42.	Stentor WM	1
43.	Vorticella wm	1
44.	Salmonella Typhi	1
45.	Carcinoma of Stomach	1
46.	Leukamia Blood Smear	1
47.	Fasciola Hepatica Ova	1
48.	Fasciola T.S	1
49.	Cercaria wm	1
50.	Liver fluke metacercaria wm	1
51.	Liver fluke T.S.	1
52.	Liver fluke egg wm	1
53.	Liver fluke sporocyst wm	1
54.	Entamoeba wm	1
55.	Ascaris ova cimex wm	1
56.	Culex male mouth parts	2
57.	Culex larva wm	1
58.	Culex pupa wm	1

Date: 15/03/2023

Place: Gadhinglaj



Sign Of H.O.D.

Annual Physical Verification of Consumables and Non-consumable articles of Stores done by Principal on 15/03/2023 Sign \_\_\_\_\_

PRINCIPAL  
E.B.Gadkari Homoeopathic  
Medical College & Hospital  
Gadhinglaj, Dist. Kolhapur.

**E.B.GADKARI HOMODOPATHIC MEDICAL COLLEGE & HOSPITAL, GADHINGLAJ.**

**DEPARTMENT OF : PATHOLOGY AND MICROBIOLOGY**

**LIST OF EQUIPMENTS/DEAD STOCK/MODELS/CHARTS/SPECIMEN/AV MATERIAL/CHEMICALS etc.**

59.	Enterobius wm	1
60.	Cerearia w.m	1
61.	Redia wm	2
62.	Fasciola hepatica wm	1
63.	Pediculus wm	1
64.	Bacteria typical	1
65.	Leishmania insection	1
66.	Bacteria coccus	1
67.	Bacteria Bacillus	1
68.	Bacteria spirillum	1
69.	Lactospirillum	1
70.	Bacteria streptococcus pneumonia	1
71.	Streptococcus viridance	1
72.	Carcinoma stomach	1
73.	Bacteria salmonella typhi	1
74.	Bacteria Bacillus Anthracis	1
75.	Bacteria Mycobacterium Tuberculosis	1
76.	Bacteria Bacillus Subtilis	1
77.	Escherichia Coli	1
78.	Ascaris Male	1
79.	Klebisella smear	1
<b>CHEMICALS</b>		
01.	Mercuric Chloride-500 ml	01
02.	Potassium Chloride – 500 ml	01
02.	Potassium Chloride – 500 ml	01
03.	5% Sodium Nitrate – 500 ml	01
04.	RBC diluting Fluid 500 ml	01
05.	WBC diluting fluid 500 ml	01
06.	Surgical Spirit 500 ml	01
07.	Field stain A – 500 ml	01
08.	Field stain B – 500 ml	01
09.	Leishman's stain – 500 ml	01
10.	Chloroform 500 ml	01
11.	Sulpho Salicylic Acid	01
12.	Hydrochloric Acid N/10 – 500 ml	01
13.	Benedicts Reagent – 500ml	02
14.	Sulpher Powder	01
15.	Glacial Acetic Acid	01
16.	Fouchets Reagent – 500 ml	01
17.	Phyneyl Nydrazine HCL 500 ml	01
18.	Hydrocloric Acid	01
19.	Benzidine Powder	01
20.	Normal Saline	01
21.	Safranine Solution 100 ml	01
22.	Nutrient agar – 100 gm	01

Date: 15/03/2023

Place: Gadhinglaj



Sign of H.O.D.

Annual Physical Verification of Consumables and Non-consumable articles of Stores done by Principal on 15/03/2023 Sign \_\_\_\_\_

PRINCIPAL  
E.B.Gadkari Homoeopathic  
Medical College & Hospital  
Gadhinglaj, Dist. Kolhapur.

**E.B.GADKARI HOMOEOPATHIC MEDICAL COLLEGE & HOSPITAL, GADHINGLAJ.**


**DEPARTMENT OF : PATHOLOGY AND MICROBIOLOGY**


**LIST OF EQUIPMENTS/DEAD STOCK/MODELS/CHARTS//SPECIMEN/AV MATERIAL/CHEMICALS etc.**

23.	Blood agar 100 gm	01
24.	Methylene Blue 100 gm	02
25.	Basic Stain 100 ml	02
26.	Carbol Fuchsin 100 ml	02
27.	Gram's Staining solu 100 ml	02
28.	Gram's Iodine solu – 100 ml	01
<b>Sr. No.</b>	<b>Name of the Models</b>	<b>Quantity Available</b>
01.	Pneumonia	01
02.	Appendicitis	01
03.	Uterine Fibroids	01
04.	Breast Cancer	01
<b>Sr. No.</b>	<b>Name of the Laminated Charts</b>	<b>Quantity Available</b>
01.	Rudolf Ludwig Karl Virchow	01
02.	Karl Landsteiner	01

Date: 15/03/2023  
Place: Gadhinglaj



  
Sign Of H.O.D.

Annual Physical Verification of Consumables and Non-consumable articles of Stores done by Principal on 15/03/2023 Sign 

PRINCIPAL  
E.B.Gadkari Homoeopathic  
Medical College & Hospital  
Gadhinglaj, Dist. Kolhapur.